

## Institutional Research and Decision Support (IRDS)



### Mentor Intake Assessment

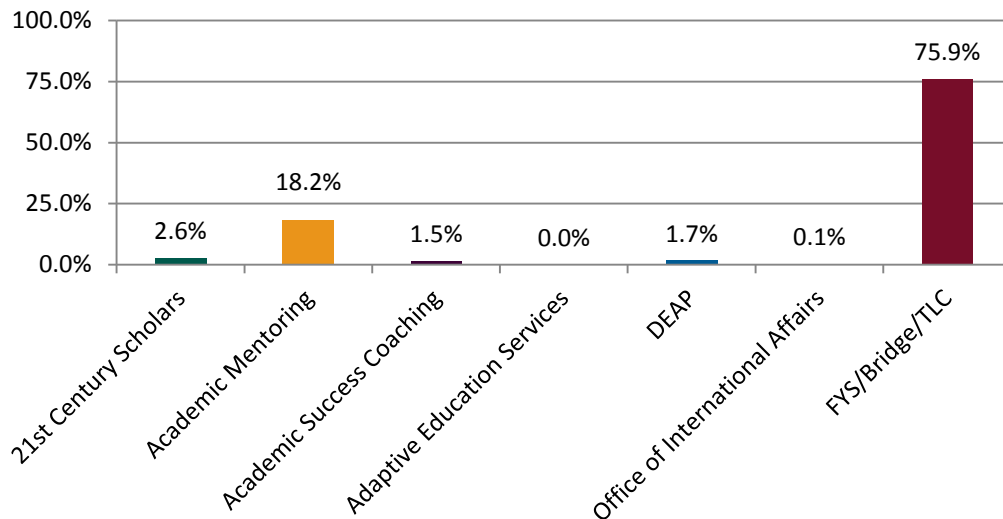
#### Key Findings/Highlights

- Almost 66% of students reported need at least 'Some help' in Academics/Study Skills/Time management.
- Students reported needing the most help with the following related to academics: preparing for exams effectively, math, and taking exams effectively.
- Students reported needing the most help with the following related to personal/social life: finding student organizations or clubs to join, ability to manage stress, transition to college, and making new friends.
- 32% of students reported needing 'Lots of Help' in 'Finding long-term employment options after I graduate'.
- 88% of students feel that IUPUI is a very welcoming campus.

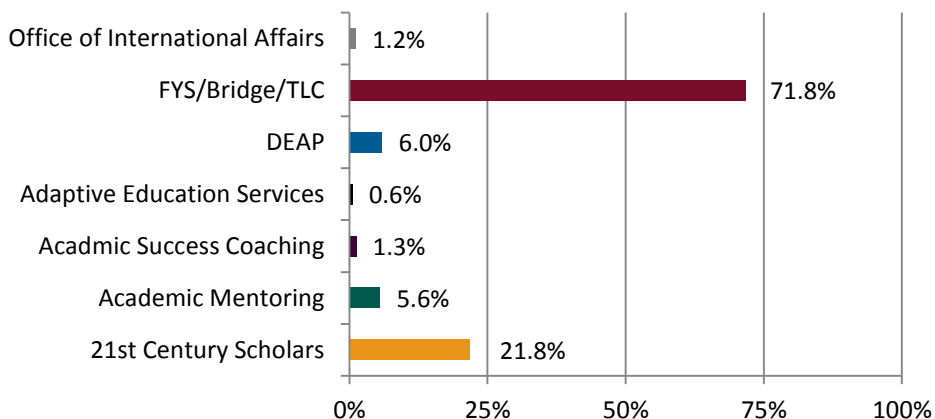
#### Introduction

The Mentor Intake Form is given to all students before they meet with a student mentor. The student mentor of the course sends the link to the form to each student before they have an individual meeting. It is not required to be completed by all students but it is highly encouraged as it helps the mentor understand their needs. During the Fall 2016 semester 2,062 students filled out the Mentor Intake Form.

### What program has required or asked you to fill out this survey?



### Currently Involved In



### CONTACT INFORMATION

Jessica Rauch

[jtrauch@iupui.edu](mailto:jtrauch@iupui.edu)

Anne Mitchell

[Amitch29@iupui.edu](mailto:Amitch29@iupui.edu)

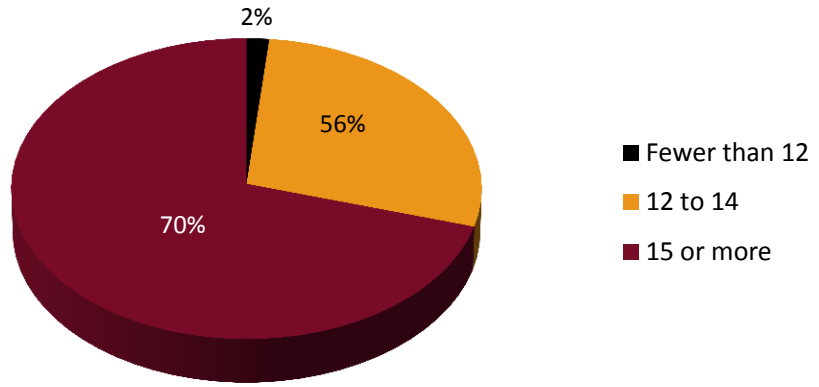
Robbie Janik

[rjanikii@iupui.edu](mailto:rjanikii@iupui.edu)

Michele J. Hansen Ph.D.

[mjhansen@iupui.edu](mailto:mjhansen@iupui.edu)

## How many credit hours are you taking this semester?



	N	Mean	No Chance	Very Little Chance	Some Chance	Very Good Chance
Make at least a B average	2079	3.71	0.5	2.3	23.3	73.9
Make good choices for personal health (healthy living, etc.)	2076	3.64	0.2	2.2	30.5	67.1
Be satisfied with college life	2076	3.62	0.2	2.4	33.0	64.4
Participate in an internship, co-op, field experience, practicum, student teaching, or clinical placement	2076	3.41	1.3	8.3	38.6	51.8
Participate in events or activities on campus	2076	3.36	1.0	9.1	43.2	46.8
Get tutoring or peer mentoring help in specific courses	2076	3.36	0.5	9.2	43.7	46.5
Experience stress balancing work and school-related responsibilities	2078	3.30	1.8	9.6	45.5	43.1
Participate in student clubs/groups	2075	3.28	1.4	11.0	45.1	42.4
Participate in service learning or community service	2074	3.24	1.2	14.4	43.7	40.8
Exercise on campus	2072	3.23	4.3	14.6	34.7	46.4
Work on a research project with a professor	2074	2.98	1.7	22.7	51.2	24.4
Experience stress balancing family and school-related responsibilities	2073	2.98	3.7	24.1	42.9	29.4
Experience financial difficulty	2079	2.93	3.6	24.3	47.4	24.8
Enroll in courses during the summer	2075	2.76	5.3	32.1	43.4	19.2
Participate in study abroad or international travel related to school	2073	2.61	14.9	31.2	32.1	21.8
Change career choice	2076	2.39	13.9	43.1	32.9	10.0
Change major	2079	2.27	17.0	48.8	24.2	10.0

1=No chance, 2=Very Little Chance, 3=Some Chance, 4=Very Good Chance

### All Survey Respondents

Extent you think you could use help in:						
	N	Mean	I don't need help	A little help	Some help	Lots of help
Academics/Study Skills/Time Management	2078	2.76	8.6	25.6	46.8	19.0
Work/Finances/Housing	2076	2.47	20.8	28.0	34.7	16.5
Personal/Social Life	2076	2.03	35.0	33.6	24.9	6.5

1=I don't need help, 2=A little help, 3=Some help, 4=Lots of help

### Of Those Indicating Needing Help (Lots of help/Some help/A little help) in Academics/Study Skills/Time Management

Extent you think you could use help in:						
Academics/Study Skills/Time Management	N	Mean	I don't need help	A little help	Some help	Lots of help
Percentage*						
Preparing for exams effectively	1892	2.86	5.7	26.9	43.4	24.0
Math	1891	2.84	10.3	24.7	35.7	29.3
Taking exams effectively	1888	2.76	11.1	26.0	39.0	23.8
Procrastination	1883	2.67	14.7	28.9	31.0	25.4
Succeeding in my current major	1891	2.65	7.8	35.5	40.8	15.9
Writing	1884	2.61	13.2	30.9	37.5	18.4
Time management	1891	2.48	13.3	38.8	34.3	13.6
Understanding course content	1889	2.45	10.6	42.4	38.7	8.3
Managing course load	1885	2.44	12.8	41.0	35.5	10.7
Effective note-taking/reading comprehension	1889	2.37	19.9	34.8	34.1	11.2
Registering for courses	1887	2.36	18.2	36.8	35.5	9.5
Maintaining good grades	1886	2.31	14.4	46.6	32.6	6.5
Figuring out my academic/career goals	1887	2.19	29.0	34.2	25.6	11.1
Having a positive relationship with instructors	1887	2.04	33.4	35.2	24.9	6.5
Understanding grading/requirements	1889	2.02	30.1	41.9	23.7	4.3
Focusing/staying awake during class	1890	1.99	39.4	31.5	19.5	9.6
Feeling safe/comfortable in courses	1889	1.91	39.2	35.2	20.8	4.8
Selecting a major	1888	1.73	55.7	23.9	11.7	8.6
Communicating in English	1877	1.66	59.9	19.8	15.2	5.1
Something else	782	1.35	82.6	5.0	7.0	5.4

1=I don't need help, 2=A little help, 3=Some help, 4=Lots of help

\*Percentages are of those indicating they need help in Academics/Study Skills/Time Management and not of all respondents. Respondents were only given the items if they indicated they needed help in the area.

Of Those Indicating Needing Help (Lots of help/Some help/A little help)  
in Personal/Social Life

Extent you think you could use help in:						
Personal/Social Life	N	Mean	I don't need help	A little help	Some help	Lots of help
Percentage*						
Finding student organizations/clubs to join	1333	2.45	15.2	36.2	37.7	11.0
Ability to manage stress	1334	2.45	19.2	33.6	30.5	16.7
Transition to college	1338	2.27	21.6	37.5	33.5	7.4
Making new friends	1335	2.23	25.9	35.6	28.3	10.2
Emotional health	1336	1.92	41.6	31.7	19.7	7.0
Physical health	1335	1.85	44.6	30.9	19.8	4.7
Being away from people I love	1336	1.80	50.7	26.4	15.4	7.5
Sleeping	1336	1.75	51.8	27.2	15.6	5.4
Being away from home	1337	1.65	57.9	24.0	12.9	5.2
Relationships with friends	1337	1.64	54.2	29.9	13.2	2.6
Relationships with partners/spouses/significant others	1334	1.48	65.4	23.3	9.4	1.9
Relationships with family	1338	1.46	66.1	24.2	7.8	1.9
Managing peer pressure (going out, alcohol, etc.)	1338	1.42	69.0	22.3	7.0	1.8
Something else	458	1.26	85.6	5.5	6.3	2.6

1=I don't need help, 2=A little help, 3=Some help, 4=Lots of help

\*Percentages are of those indicating they need help in Academics/Study Skills/Time Management and not of all respondents. Respondents were only given the items if they indicated they needed help in the area.

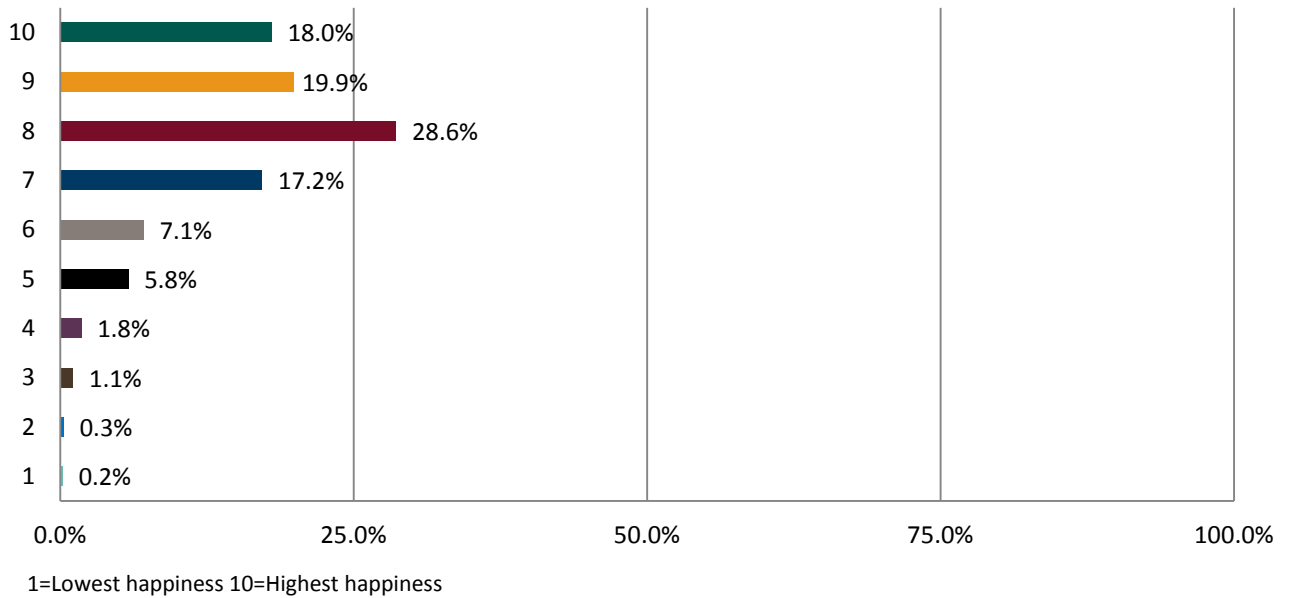
Of Those Indicating Needing Help (Lots of help/Some help/A little help)  
in Work/Finances/Housing

Extent you think you could use help in:						
Work/Finances/Housing	N	Mean	I don't need help	A little help	Some help	Lots of help
Percentage*						
Finding long-term employment options after I graduate	1626	2.92	10.1	19.4	38.3	32.1
Affording college-related expenses	1625	2.59	16.6	29.1	33.5	20.9
My financial situation	1624	2.43	19.3	34.2	30.2	16.3
Effectively managing work/life/school balance	1626	2.41	17.8	37.8	30.1	14.3
Finding short-term employment while in college	1622	2.40	26.8	24.3	30.9	17.9
Finding alternative housing options	1622	1.88	47.8	25.3	18.0	8.8
Affording food and/or clothing	1624	1.87	47.0	27.3	17.5	8.1
Affording health care or accessing health care services	1625	1.83	50.2	24.6	17.1	8.1
Something else	561	1.22	87.5	5.2	4.8	2.5

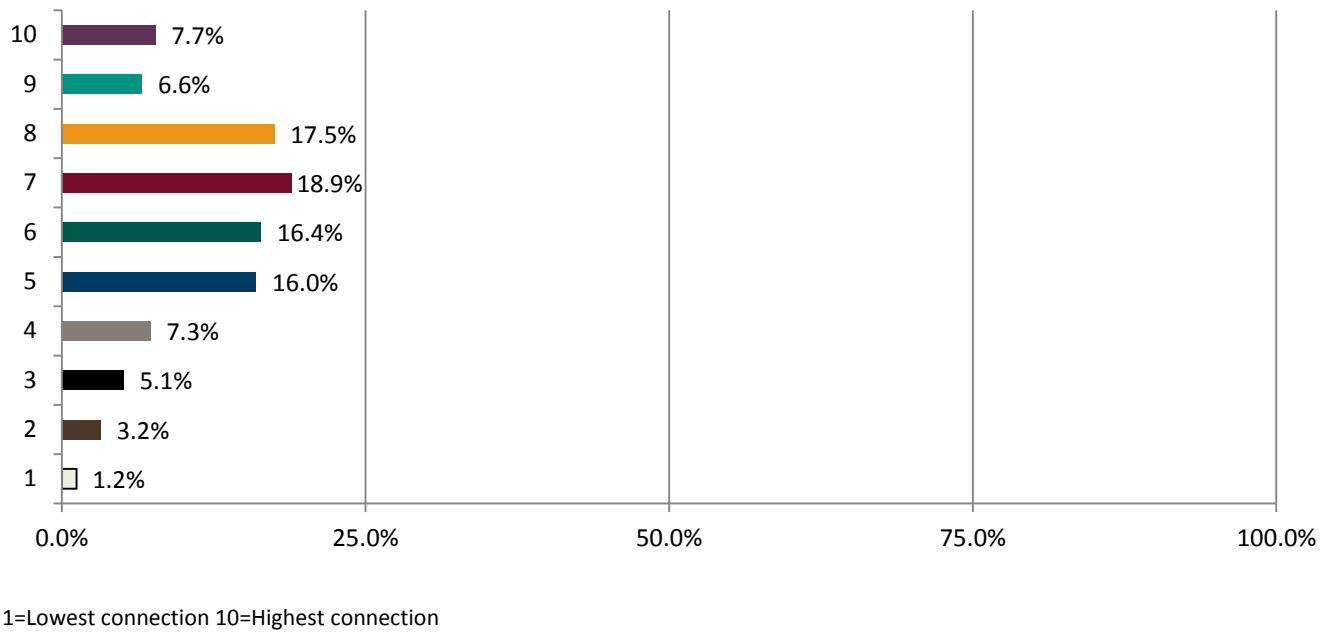
1=I don't need help, 2=A little help, 3=Some help, 4=Lots of help

\*Percentages are of those indicating they need help in Academics/Study Skills/Time Management and not of all respondents. Respondents were only given the items if they indicated they needed help in the area.

## How happy are you at IUPUI?



## How connected do you feel at IUPUI?



Sense of Belonging							
	N	Mean	Strongly Disagree	Disagree	Neither Agree nor Disagree	Agree	Strongly Agree
	Percentage						
I feel that the IUPUI campus is very welcoming	2046	4.21	0.5	1.0	10.4	53.6	34.5
My experience with IUPUI is aligned with my expectations in terms of what the college experience should be	2046	3.92	1.0	3.9	20.6	50.6	23.9
I feel a sense of belonging at IUPUI	2048	3.90	0.6	2.9	22.1	54.3	20.0
I see myself as part of the IUPUI community	2040	3.88	0.7	3.8	22.0	53.8	19.7
I feel that I fit right in on campus	2045	3.86	0.7	4.3	23.1	52.0	20.0
I feel that I am a member of the IUPUI community	2046	3.86	0.6	3.0	25.3	52.2	18.9
I feel connected with other IUPUI students	2041	3.69	0.9	8.5	27.9	45.6	17.1

1=Strongly disagree, 2=Disagree, 3=Neither agree nor disagree, 4=Agree, 5=Strongly agree